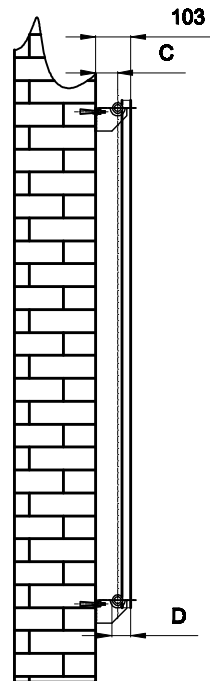
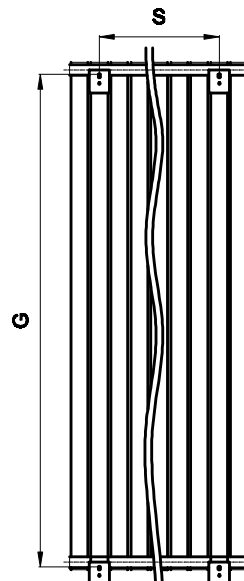


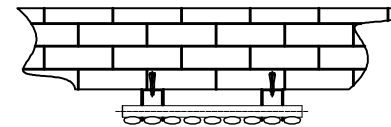
Front View



Side View



Back View



Top view

SUPPLIED INSTALLATION ACCESSORIES

- X4 — X8 ○ X2
- ⊞ X4 ● X1 ○ X1

-Vertical Mounting
-Optional Color Selection
-Max Operational Pressure:6Bar
-Inlet/Outlet:½" Female Pipe Thread
-All Dimensions are in mm

Product Code	Product Name	pipe number	Height	Width	Thickness	hanger Axis Horizontal	hanger Axis vertical	Wall to pipe center distance	Empty Weight	Water volume
			H mm	W mm	D mm	S mm	G mm	C mm	- kg	- l
RND-NV2315	NEVA HRZ 236X1500	4	1500	236	58	59	1455	63	9.75	5.3
RND-NV2915	NEVA HRZ 295X1500	5	1500	295	58	118	1455	63	11.6	6.62
RND-NV3515	NEVA HRZ 354X1500	6	1500	354	58	177	1455	63	14.8	7.90
RND-NV4115	NEVA HRZ 413X1500	7	1500	413	58	236	1455	63	15.5	9.27
RND-NV4715	NEVA HRZ 472X1500	8	1500	472	58	295	1455	63	19.4	10.60
RND-NV5315	NEVA HRZ 531X1500	9	1500	531	58	354	1455	63	21.6	11.90